Blue Care Network of Michigan

A nonprofit corporation and independent licensee of the Blue Cross and Blue Shield Association

Healthy *Blue* Living℠ benefit

How to access the BCN Qualification Form

For Blue Care Network commercial

Revised March 2025

Task	How to access the BCN Qualification Form for Healthy *Blue* Living members.
Description	An electronic form, submitted through our provider portal, which enables BCN commercial members to meet the requirements for Healthy *Blue* Living enhanced benefits. Primary Care Providers receive a $40 per member per year payment from BCN for each electronic submission.

To access the BCN Qualification Form for Healthy *Blue* Living members, follow these steps:

1. Log in to our provider portal (availity.com)*.
2. Click on *Payer Spaces* on the menu bar and then click on the BCBSM and BCN logo.

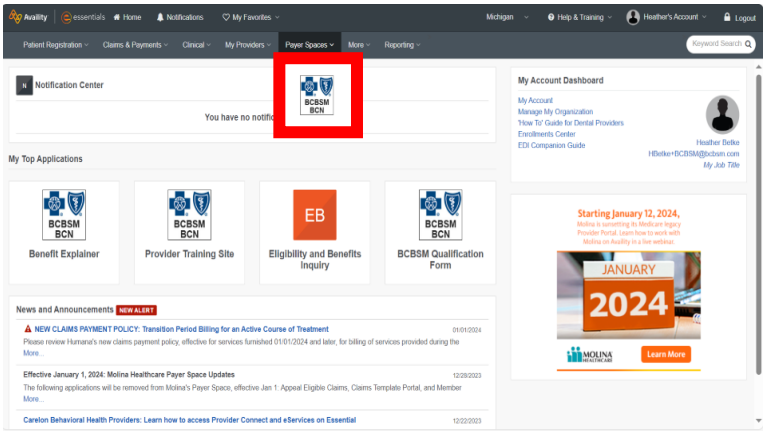

3. Under *Applications*, click on the *BCN Qualification Form (for Healthy Blue Living)* tile.

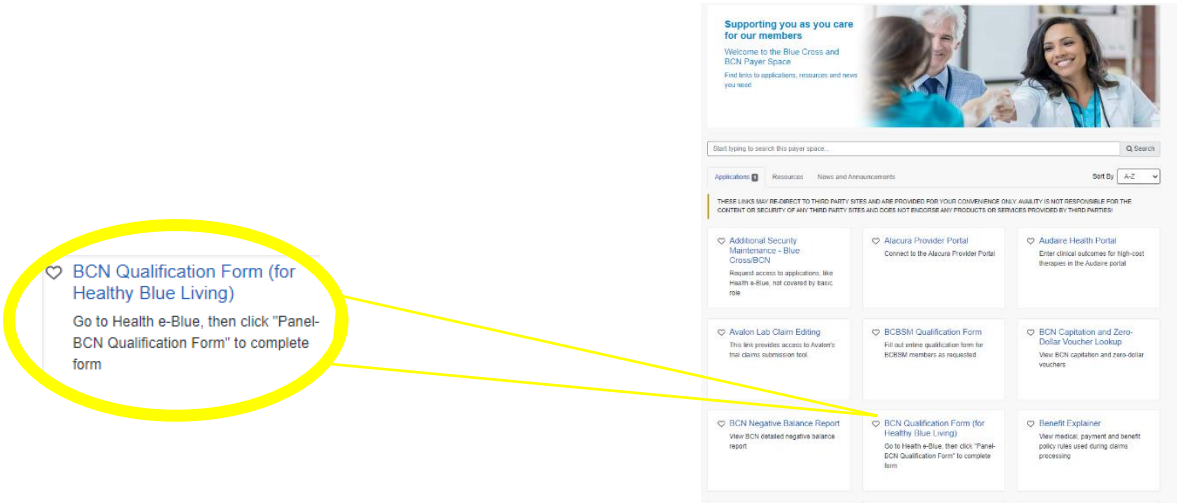

4. Click on *Continue* on the *Select an Organization* page.



5. Click on *Submit* on the *Health e-Blue - BCN* page.



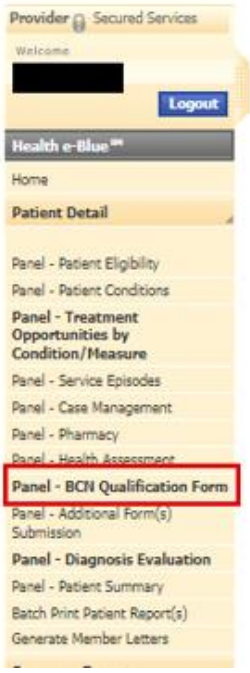

6. Click on *Panel - BCN Qualification Form* in the sidebar.
7. Here is where you have arrived at locating all current members with Healthy *Blue* Living. You can begin completing the form.

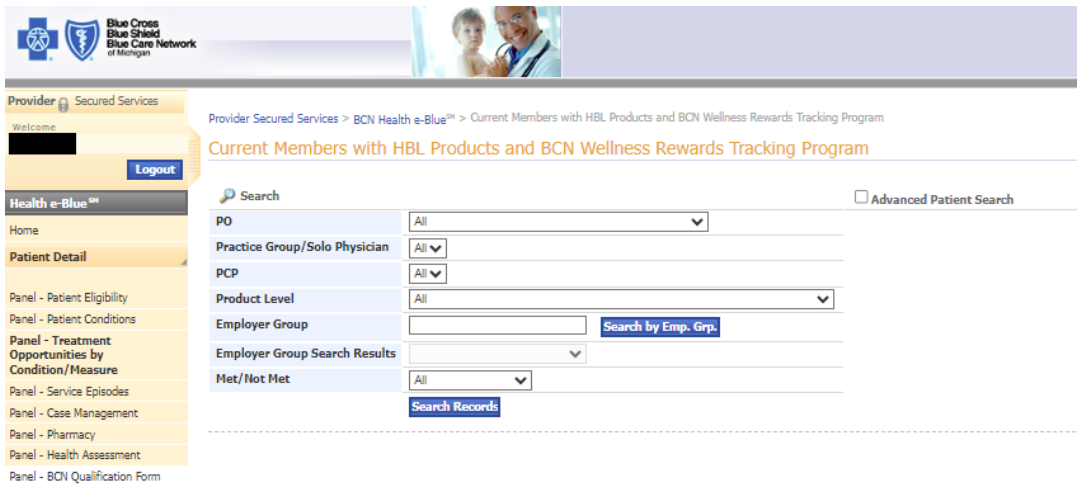

8. Below is the actual form you will see:



To complete the form:

1. Click on *Panel - BCN Qualification Form* in the sidebar.
2. Your member is not appearing in the search, you will click on *Enter New Member.*
3. Begin entering the appropriate criteria for your member as well as Physician from the drop-down list.

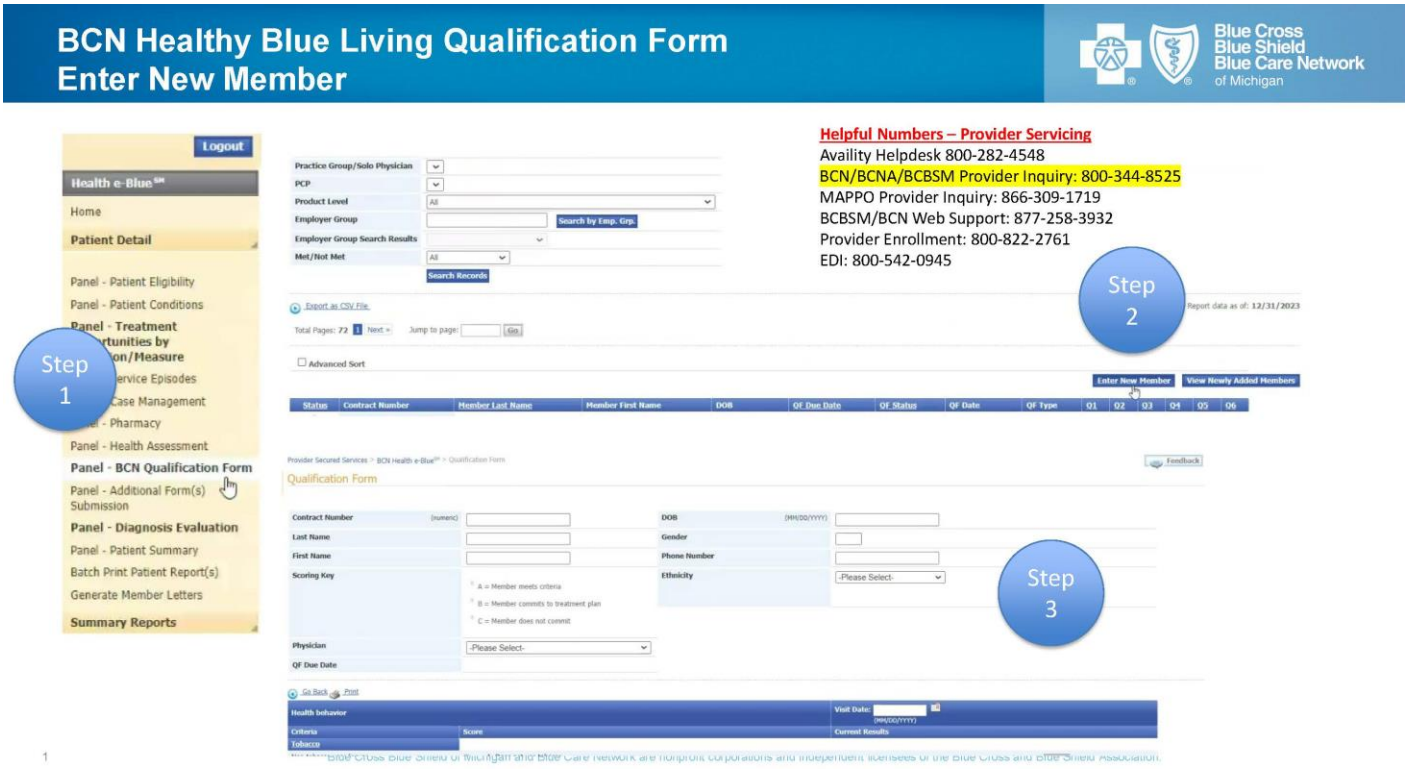

For assistance with our portal, contact Availity Client Services at 1-800-282-4548.

Task	How to access the provider training site via our provider portal (availity.com).
Description	For training on topics related to the Health e-Blue system, our provider training site is accessible from our provider portal. It's easy to access these and other courses to support your learning needs!

To access the training site, follow these steps:

1. Log in to the provider portal (availity.com)*.
2. Click on *Payer Spaces* on the menu bar and then click on the BCBSM and BCN logo.
3. Under *Applications*, click on the *Provider Training Site* tile.
4. Click on *Submit* on the *Select an Organization* page.
5. Existing users who used the same email address as their provider portal profile email will be directed to the training site. If you used a different email address, contact ProviderTraining@bcbsm.com to update your profile.

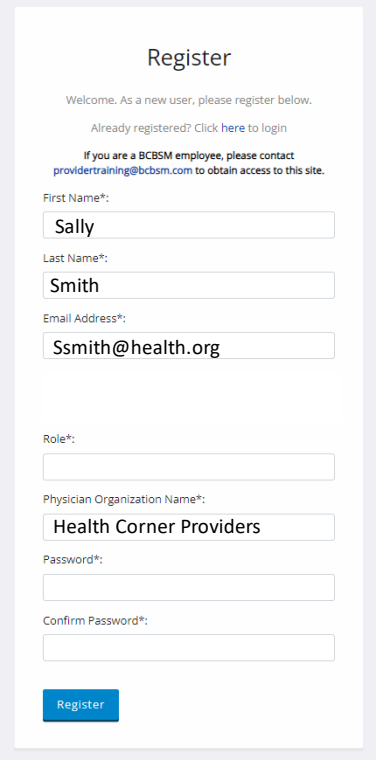

Note: If you're a new training site user, complete the one-time registration by entering your role and creating a password. (Your first, last name, email and organization name will auto populate.) This allows you to access the training site outside of the provider portal if needed.

If you need assistance navigating the provider training site, email ProviderTraining@bcbsm.com.

Availity® is an independent company that contracts with Blue Cross Blue Shield of Michigan and Blue Care Network to offer provider portal and electronic data interchange services.

*Blue Cross Blue Shield of Michigan and Blue Care Network don't own or control this website.